






Country: Spain

TURN THE FISH


Move three sticks and make the fish to swim in the opposite direction.



Solution:




1.




2.

2.



3.



4.

COIN TRIANGLE

Move only three coins and turn the triangle upside down.



Claudia and Gloria (11 years old)

TANGRAM

(Geometric toy originated in China)

It's a 7 piece puzzle: 5 triangle, 1 square, 1 parallelogram.

They are all end from a 1 single square.

The seven pieces are called TANS. It's very popular in UNITED STATES and EUROPE. Requires imagination and creativity.

Step 1: Choose a pattern and print it.

Step 2: Cut the tangram puzzle into seven pieces.

Step 3: Print a puzzle sheed and try to create the shapes with your tangram puzzle pieces.

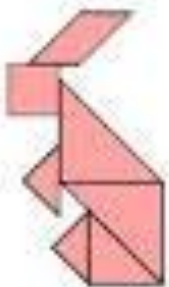

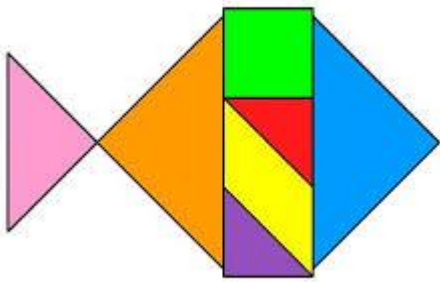

When playing with tangram, keep these simple rules in mind:

-All seven tans (pieces) are used in each picture.

-All tans remain flat, none standing.

-Each tan may touch another, but none may overlap.

A mathematician has calucled that there are at least 1600 designs, that can be made write the 7 tans. Use more than one puzzle set, and the possibilities grow even larger.



rabbit



dog



horse



swan



cat



fish